



Be Water Wise and Winterize


Winter will soon be upon us and that means below freezing overnight temperatures. In addition, we often experience deep-freeze cold waves when temperatures do not rise above freezing all day. The effects of frozen and bursting water pipes can be a nightmare for the inexperienced or unprepared resident. Leaving your homes heat at 55 degrees F does not always ensure your pipes will not freeze when temperatures drop during deep freezes. Every system is different. If you have specific questions, please contact a plumber. Winter storms can cause power outages, which disables most heating systems, which results in frozen pipes. Whether you are a part-time or full-time resident, please follow these recommendations when leaving you home for short or extended absences:

 **TURN OFF the WATER TO YOUR HOUSE:** Shut off the stop and drain valve. This will stop the cold water supply and drain water from your house.

- Make sure you turn it fully to the right to turn it off. If it is not closed fully it can continue to run water into your house.
- It is also a good idea to test it and make sure it works before winter.
- DO NOT USE THE SHUT OFF VALVE AT THE METER!
- Mark your stop and drain valve with a stake so it is easily located in deep snow.

 **DRAIN INDOOR PLUMBING:** Flush toilets and open faucets to remove water from interior lines.

- Close faucets once water is drained
- Pour biodegradable anti-freeze into all toilets and sinks to displace water in the traps.

 **TURN OFF and DRAIN ALL EXTERIOR YARD IRRIGATION:** the CSD does not allow outdoor irrigation from November 1st to April 1st.

- Set automatic irrigation timers to OFF
- Turn off stop and drains to the irrigation system
- Disconnect garden hoses from hose bibs
- Wrap outdoor hose bibs with pipe insulation

If you have more questions or need further information, please call 909-585-2565

